



connect

Year 1

Prepared by :

Mr Ibrahim El Ashram

0128 25 40 853 / 010 21 21 53 60

Unit 1

Hello



Hello .
أهلا



Goodbye .



I'm Hany .
أنا هانى



I'm Hana .
أنا هنا



I'm Youssef
أنا يوسف



I'm Amira .
أنا أميرة



What's your name ?

EXERCISE

Write the brother :

H.....	B.....	Q.....	W.....	I.....
N.....	D.....	Z.....	M.....	Y.....

Write in capital letters :

youssef	what	name
.....

Listen and Circle :

What's	Hana	I'm	Hany
Amira	Youssef	your	Hello

Write the missing letters :

			
- oodb - e	- ell -	A - ir -	H - n -

Circle the right word :

		
I'm Amira . What's your name ?	I'm Hany . I'm Amira .	Goodbye . Hello .

Look , read and circle :

I'm		Hana .	Youssef
What's your		name ?	Hello .

Listen and repeat :



bag



bee



blue



book



bus

Trace and say

b a g

b e e

b l u e

b o o k

b u s

Handwriting practice lines for the word 'bag'.

Handwriting practice lines for the word 'bee'.

Handwriting practice lines for the word 'blue'.

Handwriting practice lines for the word 'book'.

Handwriting practice lines for the word 'bus'.

EXERCISE

Write the brother :

r.....	v.....	w.....	s.....	a.....
m.....	p.....	q.....	d.....	g.....

Write in capital letters :

blue	book	bag
.....




Listen and Circle :

bus	Goodbye	bee	Hana
hello	book	blue	bag



Write the missing letters :

			
b - - e	b - - k	b - -	- - g

Circle the right word :

		
blue bee	bee book	bag bus

Look , read and circle :

Bag		Yes	No
Bee		Yes	No

EXERCISE

Write the brother :

G.....	T.....	Q.....	D.....	M.....
e.....	b.....	p.....	w.....	n.....





Write in capital letters :

close	open	your
.....




Listen and Circle :

open	your	book	close
colse	bag	bag	open



Write the missing letters :

			
cl - - e	o - e -	b - -	- lu -

Circle the right word :

		
Open your bag Open your book	Open your bag Open your book	Hello Goodbye

Look , read and circle :

Open your book		Yes	No
Close your book		Yes	No

Unit 2

My school bag



school
مدرسة



school bag
حقيبة المدرسة



pencil
قلم رصاص



pencil case
مقلمة



What's this ?

ما هذه ؟

It's a school .

هذه مدرسة .

Look , read and underline :

What's this ?



It's a pencil .

It's a school bag

What's this ?



It's a pencil case.

It's a school .

What's this ?



It's a pencil case.

It's a pencil .

What's this ?



It's a school .

It's a school bag

Look , read and write :

What's this ?



It's a

What's this ?



It's a

What's this ?



It's a

What's this ?



It's a


Look , ask and write :



Listen and repeat :



pen



ruler



sharpener



red

Trace and say

pen

ruler

sharpener

red

Handwriting practice lines for the word 'pen'.

Handwriting practice lines for the word 'ruler'.

Handwriting practice lines for the word 'sharpener'.

Handwriting practice lines for the word 'red'.

EXERCISE

Write the brother :

q.....	m.....	n.....	b.....	y.....
t.....	j.....	i.....	e.....	h.....





Write in capital letters :

sharpener	what's	it's
.....




Listen and Circle :

what's	school bag	pen	sharpener
it's	school	pencil	ruler



Write the missing letters :

			
sh - rp - ner	s - - ool	r - le -	- - n

Circle the right word :

		
pencil pencil case	school bag school	sharpener pen

Look , read and circle :

It's a school .		Yes	No
It's red .		Yes	No

EXERCISE

Write the brother :

G.....	T.....	Q.....	D.....	M.....
e.....	b.....	p.....	w.....	n.....

Write in capital letters :

school bag	sharpener	pencil case
.....



Listen and Circle :

two	four	one	pencil case
three	five	sharpener	school



Write the missing letters :

3	5	1	4
th - - e	f - e -	o - -	- ou -

Circle the right word :

		
three two	two one	four five

Look , read and circle :

What's this ?		sharpener	red
What's this ?		ruler	pen

Unit 3

This is me



listen
إستمع



touch
إلمس



nose
أنف



Well done
أحسننت



Touch your nose .
إلمس أنفك .



This is my nose
هذه أنفى .

EXERCISE

Write the brother :

H.....	L.....	F.....	B.....	W.....
M.....	R.....	C.....	D.....	X.....

Write in capital letters :

this	touch	well done
.....




Listen and Circle :

this	listen	nose	your
my	touch	well done	nose

Write the missing letters :

			
- o - e	t - - ch	w - ll d - ne	l - st - n

Circle the right word :

		
listen touch	well done nose	listen touch

Look , read and circle :

Touch your nose .		Yes	No
This is my nose .		Yes	No

EXERCISE

Write the brother :

q.....	m.....	n.....	b.....	y.....
t.....	j.....	i.....	e.....	h.....





Write the numbers in letters :

				
.....




Listen and Circle :

hand	nose	mouth	ear
ear	mouth	hand	eye



Write the missing letters :

			
- - r	m - - th	- os -	- - e

Circle the right word :

		
mouth hand	ear eye	hand ear

Look , read and circle :

This is my mouth .		Yes	No
This is my eye .		Yes	No

EXERCISE

Write the brother :

B.....	T.....	J.....	O.....	D.....
Y.....	U.....	M.....	I.....	R.....

Write the numbers in letters :

				
.....




Listen and Circle :

hand	nuts	face	clean
teeth	salad	hair	neck



Write the missing letters :

				
- - r	m - - th	- os -	- - e	-

Circle the right word :


		
mouth hand	ear face	hand ear

Look , read and circle :

This is my face .		Yes	No
What's this ?		It's a salad .	It's a hat .

Unit 4

Let's play music



I can play the drum .
أنا أستطيع أن أعزف علي الطبله .



I can play the guitar .
أنا أستطيع أن أعزف على الجيتار .



I can play the flute .
أنا أستطيع أن أعزف علي الفلوت .



I can play the piano .
أنا أستطيع أن أعزف على البيانو .

Listen and repeat :



drum
طبلّة



piano
بيانو



guitar
جيتار



flute
فلوت



triangle
مثلث

Trace and say

drum

piano

guitar

flute

triangle

EXERCISE

Write the brother :

n.....	m.....	p.....	l.....	e.....
d.....	i.....	a.....	q.....	z.....



Write in capital letters :

piano	flute	guitar
.....


Listen and Circle :

can	drum	guitar	triangle
flute	triangle	play	piano

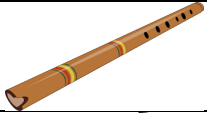

Write the missing letters :

				
- ui - er	f - - te	d - - m	tr - - ngle	p - an -

Circle the right word :

		
I can play the triangle. I can play the drum.	I can play the flute. I can play the guitar.	I can play the piano. I can play the triangle.

Look , read and circle :

What's this ?		It's a triangle .	It's a flute .
What's this ?		It's a guitar .	It's a piano .

Listen and repeat :



dog



doll



girl



green

Trace and say

dog

doll

girl

green

Handwriting practice lines for the word 'dog'. The word 'dog' is written at the top with a dashed line above it. Below it are 20 horizontal lines for tracing and independent practice.

Handwriting practice lines for the word 'doll'. The word 'doll' is written at the top with a dashed line above it. Below it are 20 horizontal lines for tracing and independent practice.

Handwriting practice lines for the word 'girl'. The word 'girl' is written at the top with a dashed line above it. Below it are 20 horizontal lines for tracing and independent practice.

Handwriting practice lines for the word 'green'. The word 'green' is written at the top with a dashed line above it. Below it are 20 horizontal lines for tracing and independent practice.

Mr Ibrahim El Ashram

01282540853 / 01021215360

EXERCISE

Write the brother :

q.....	m.....	n.....	b.....	y.....
t.....	j.....	i.....	e.....	h.....





Write the numbers in letters :

				
.....




Listen and Circle :

triangle	girl	guitar	dog
green	piano	doll	drum

Write the missing letters :

			
- re - n	g - - l	- o -	d - - l

Circle the right word :

 dog gren	 doll dog	 I can play the piano. I can play the triangle.
--	--	--

Look , read and circle :

This is my doll .		Yes	No
This is my dog .		Yes	No

Listen and repeat :



see



hear



touch



smell



taste

Trace and say

see

hear

touch

smell

taste

EXERCISE

Write the brother :

B.....	T.....	J.....	O.....	D.....
Y.....	U.....	M.....	I.....	R.....






Write the numbers in letters :

				
.....




Listen and Circle :

hand	nuts	face	clean
teeth	salad	hair	neck



Write the missing letters :

				
- - uch	- - ell	- - e	- - ar	- - ste

Circle the right word :

		
taste smell	see hear	smell hear

Look , read and circle :

I can taste .		Yes	No
I can touch .		Yes	No

Unit 5

It's my birthday!



How old are you ?

عندك كم سنة ؟



I'm six .

عندي ٦ سنوات



I'm seven .

عندي ٧ سنوات .













I'm eight

عندي ٨ سنوات .

six 6	seven 7	eight 8	nine 9	ten 10
_____	_____	_____	_____	_____
_____	_____	_____	_____	_____
_____	_____	_____	_____	_____
_____	_____	_____	_____	_____
_____	_____	_____	_____	_____
_____	_____	_____	_____	_____
_____	_____	_____	_____	_____
_____	_____	_____	_____	_____
_____	_____	_____	_____	_____
_____	_____	_____	_____	_____
_____	_____	_____	_____	_____
_____	_____	_____	_____	_____
_____	_____	_____	_____	_____
_____	_____	_____	_____	_____
_____	_____	_____	_____	_____
_____	_____	_____	_____	_____
_____	_____	_____	_____	_____
_____	_____	_____	_____	_____
_____	_____	_____	_____	_____
_____	_____	_____	_____	_____
_____	_____	_____	_____	_____
_____	_____	_____	_____	_____

Write the numbers in letters :

 _____	 _____	 _____	 _____	 _____
 _____	 _____	 _____	 _____	 _____

Add :

$3 + 4 = \dots\dots\dots$	$5 + 3 = \dots\dots\dots$	$7 + 0 = \dots\dots\dots$
$9 + 1 = \dots\dots\dots$	$6 + 2 = \dots\dots\dots$	$4 + 5 = \dots\dots\dots$
$5 + 1 = \dots\dots\dots$	$8 + 0 = \dots\dots\dots$	$6 + 4 = \dots\dots\dots$

EXERCISE

Write the brother :

n.....	m.....	p.....	l.....	e.....
d.....	i.....	a.....	q.....	z.....

Write in capital letters :

birthday	how old	you
.....

Listen and Circle :

you	How old	seven	eight
are	I'm	three	ten

How old are you ?

 _____	 _____	 _____
--	--	--

Circle the right word :

 I'm nine . I'm seven .	 I'm six . I'm five .	 I'm eight . I'm ten .
--	--	---

Look , read and circle :

How old are you ?		I'm nine .	I'm six .
How old are you ?		I'm eight .	I'm seven .

Listen and repeat :



cake
تورته



card
بطاقة



candle
شمعة



oil
زيت



olives
زيتون

Trace and say

cake

card

candle

oil

olives

Handwriting practice lines for the word 'cake'.

Handwriting practice lines for the word 'card'.

Handwriting practice lines for the word 'candle'.

Handwriting practice lines for the word 'oil'.

Handwriting practice lines for the word 'olives'.

EXERCISE

Write the brother :

J.....	G.....	H.....	M.....	W.....
P.....	Q.....	Y.....	T.....	R.....

Write in capital letters :

olives	candle	card
.....

Listen and Circle :

oil	card	cake	six
olives	candle	ten	eight



Write the missing letters :

				
- -	o - - ves	c - - e	ca - - le	- ar -







Circle the right word :

		
It's a card It's a candle	It's a cake It's a card	It's a card It's a cake

Look , read and circle :

What's this ?		It's oil .	It's a candle .
What's this ?		It's a cake .	It's a card .

Listen and repeat :

					
red	green	blue	yellow	black	orange

Trace and say

<u>red</u> _____	<u>green</u> _____	<u>blue</u> _____	<u>yellow</u> _____	<u>black</u> _____	<u>orange</u> _____
---	---	--	--	---	--

EXERCISE

Add :

$4 + 4 = \dots\dots\dots$	$5 + 5 = \dots\dots\dots$	$7 + 3 = \dots\dots\dots$
$7 + 1 = \dots\dots\dots$	$4 + 2 = \dots\dots\dots$	$4 + 1 = \dots\dots\dots$
$5 + 3 = \dots\dots\dots$	$8 + 2 = \dots\dots\dots$	$5 + 4 = \dots\dots\dots$





Write the numbers in letters :

				
.....




Listen and Circle :

orange	black	red	green
green	yellow	blue	yellow



Write the missing letters :

			
- re - n	g - - l	- o -	d - - l

Circle the right word :

		
yellow black	black red	This is green . This is black .

Look , read and circle :

How old are you ?		I'm six .	I'm ten .
How old are you ?		I'm nine .	I'm five .

Listen and repeat :



see



hear



touch



smell



taste

Trace and say

see

hear

touch

smell

taste

EXERCISE

Add :

$6 + 2 = \dots\dots\dots$	$4 + 2 = \dots\dots\dots$	$2 + 3 = \dots\dots\dots$
$5 + 4 = \dots\dots\dots$	$7 + 2 = \dots\dots\dots$	$6 + 1 = \dots\dots\dots$
$1 + 3 = \dots\dots\dots$	$1 + 2 = \dots\dots\dots$	$4 + 4 = \dots\dots\dots$






Write the numbers in letters :

				
.....

Listen and Circle :

orange	black	red	green
green	yellow	blue	yellow


Write the missing letters :

				
- - e	h - - r	- o - ch	- m - ll	t - - te

Circle the right word :

		
I can hear . I can smell .	I can see . I can taste .	I can touch . I can taste .

Look , read and circle :

I can hear .		Yes	No
I can smell .		Yes	No

Unit 6

With my family



Please .
من فضلك .



Thank you .
شكراً لك .



Have some tea .
تفضل شاي



Have some cake .
تفضل كيك .



Please

Handwriting practice lines for the word 'Please'.



Thank you

Handwriting practice lines for the phrase 'Thank you'.



Have some tea

Handwriting practice lines for the phrase 'Have some tea'.

EXERCISE

Write the numbers in letters :

8 _____	10 _____	6 _____	3 _____	9 _____
-------------------	--------------------	-------------------	-------------------	-------------------

Add :

$8 + 2 = \dots\dots\dots$	$3 + 3 = \dots\dots\dots$	$5 + 5 = \dots\dots\dots$
$2 + 2 = \dots\dots\dots$	$4 + 4 = \dots\dots\dots$	$1 + 1 = \dots\dots\dots$

Listen and Circle :

you	thank you	Have	cake
some	please	Tea	tea

Look and write :


 _____	 _____	 _____
--	--	--

Circle the right word :

 please Thank you .	 Have some cake . Have some tea .	 Thank you . Please .
--	--	--

Look , read and circle :

What's this ?		It's tea .	It's cake .
---------------	---	------------	-------------



father




mother



brother



sister



grandfather



grandfather



Who is this ?

This is my father .



Who is this ?

This is my mother .



Who is this ?

This is my brother .

father

mother

brother

sister

grandfather

Handwriting practice area with five columns of horizontal lines for writing.

Listen and repeat :

flag
علم



family
أسرة



tea
شاي



tree
شجرة



television
تلفزيون

Trace and say

flag

family

tea

tree

television

EXERCISE

Write the brother :

A.....	F.....	B.....	X.....	Z.....
T.....	R.....	E.....	M.....	Y.....

Write in capital letters :

tea	television	family
.....

Listen and Circle :

flag	family	tea	television
television	tree	family	tree

Write the missing letters :

				
- la -	f - - ily	t - -	- - ee	t - levi - ion

Circle the right word :

 It's a family It's a flag .	 It's a cake It's tea .	 It's a family It's a flag .
---	--	---

Look , read and circle :

What's this ?		It's tree .	It's a flag .
What's this ?		It's a family .	It's a television .

Unit 7

At home



home

بيت



living room

حجرة المعيشة



bathroom

حمام



boy

ولد



girl

بنت



He

هو



She

هي



Where's the boy ?
He's in the bathroom .

EXERCISE

Write the brother :

H.....	B.....	Q.....	W.....	I.....
N.....	D.....	Z.....	M.....	Y.....

Write in capital letters :

Where	living room	bathroom
.....

Listen and Circle :

boy	living room	He	home
girl	bathroom	She	Where

Write the missing letters :

			
- iving - oom	- athr - om	b - -	g - r -

Circle the right word :

		
living room bathroom	living room bathroom	boy

Look , read and circle :

He		Yes	No
She		Yes	No

EXERCISE

Write the brother :

r.....	v.....	w.....	s.....	a.....
m.....	p.....	q.....	d.....	g.....

Write in capital letters :

home	garden	where
.....

Listen and Circle :

bus	Goodbye	bee	Hana
hello	book	blue	bag

Write the missing letters :

			
b - - room	k - - chen	g - - den	- - me

Circle the right word :

		
blue bee	bee book	bag bus

Look , read and circle :

Home		Yes	No
Living room		Yes	No

EXERCISE

Count :

5 + 2 =	6 + 1 =	5 + 4 =	9 + 1 =	3 + 5 =
4 + 3 =	8 + 2 =	1 + 7 =	3 + 7 =	8 + 0 =





Write in capital letters :

ant	arrow	star
.....




Listen and Circle :

sun	ant	apple	arrow
star	apple	arrow	star



Write the missing letters :

			
- - ple	a - -	a - - ow	- - ar

Circle the right word :

		
arrow star	apple arrow	ant apple

Look , read and circle :

What's this ?		It's a star .	It's an arrow .
What's this ?		It's a sun .	It's a arrow .


Listen and repeat :



circle



sqaure



triangle



rectangle

Trace and say

circle

sqaure

triangle

rectangle

Handwriting practice lines for the word 'circle'.

Handwriting practice lines for the word 'sqaure'.

Handwriting practice lines for the word 'triangle'.

Handwriting practice lines for the word 'rectangle'.

EXERCISE

Count :

4 + 2 =	6 + 4 =	5 + 0 =	9 + 0 =	3 + 6 =
7 + 3 =	8 + 1 =	1 + 5 =	3 + 4 =	6 + 0 =





Write in capital letters :

triangle	rectangle	square
.....




Listen and Circle :

triangle	square	circle	rectangle
rectangle	star	square	triangle



Write the missing letters :

			
- - rcle	s - - are	tr - - ngle	- - ctangle

Circle the right word :

		
star rectangle	star square	ant square

Look , read and circle :

What's this ?		It's a square .	It's a circle.
What's this ?		It's a triangle .	It's a arrow .

Unit 8

At the pyramids



The pyramid is big.
الهـرم كـبير .



The stone is small.
الحـجر صـغير .



look
أنظر



The camel is big .
الجـمل كـبير .



The ant is small .
النـملة صـغيرة .



This is big .
هـذا كـبير .

Listen and repeat :



pyramid



king



queen



stone



camel

Trace and say

pyramid

king

queen

stone

camel

Handwriting practice lines for the word 'pyramid'. The word is written at the top, followed by 18 horizontal lines for tracing and independent practice.

Handwriting practice lines for the word 'king'. The word is written at the top, followed by 18 horizontal lines for tracing and independent practice.

Handwriting practice lines for the word 'queen'. The word is written at the top, followed by 18 horizontal lines for tracing and independent practice.

Handwriting practice lines for the word 'stone'. The word is written at the top, followed by 18 horizontal lines for tracing and independent practice.

Handwriting practice lines for the word 'camel'. The word is written at the top, followed by 18 horizontal lines for tracing and independent practice.

EXERCISE

Count :

5 + 2 =	6 + 1 =	5 + 4 =	9 + 1 =	3 + 5 =
4 + 3 =	8 + 2 =	1 + 7 =	3 + 7 =	8 + 0 =






Write in capital letters :

pyramid	camel	small
.....

Listen and Circle :

small	look	camel	pyramid
big	is	king	stone

Write the missing letters :

				
q - - en	c - m - l	st - - e	py - - mid	k - n -

Circle the right word :

		
This is small . This is big .	This is small . This is big .	This is small . This is big .

Look , read and circle :

This is a pyramid .		Yes	No
This is a stone .		Yes	No

EXERCISE

Write the brother :

r.....	v.....	w.....	s.....	a.....
m.....	p.....	q.....	d.....	g.....





Write in capital letters :

quiet	sphinx	kite
.....




Listen and Circle :

kite	queen	pyramid	small
key	quiet	sphinx	big

Write the missing letters :

			
sp - - nx	k - -	k - - e	- uie -

Circle the right word :

		
kite key	queen quiet	pyramid sphinx

Look , read and circle :

It's a kite .		Yes	No
It's the sphinx .		Yes	No

Unit 9

At the beach



I can kick .
أنا أستطيع أن أشوط .



I can dig .
أنا أستطيع أن أحفر .



I can skip .
أنا أستطيع أن أتخطى الحبل .



I can swim .
أنا أستطيع أن أعوم .



I can throw .
أنا أستطيع أن أرمى .

Listen and repeat :

beach

شاطئ



kick

يشوط



dig

يحفر



skip

يتخطى الحبل



swim

يعوم



throw

يرمى

Trace and say

beach

kick

dig

skip

swim

throw

EXERCISE

Count :

5 + 2 =	6 + 1 =	5 + 4 =	9 + 1 =	3 + 5 =
4 + 3 =	8 + 2 =	1 + 7 =	3 + 7 =	8 + 0 =

Write in capital letters :

beach	throw	skip
.....

Listen and Circle :

kick	dig	skip	swim
beach	throw	dig	kick

Write the missing letters :

					
- - ach	k - c -	- - g	s - - p	- w - m	t - r - w

Circle the right word :

			
I can throw . I can kick .	I can dig . I can skip .	I can swim . I can kick .	I can throw . I can swim .

Look , read and circle :

I can kick .		Yes	No
I can throw .		Yes	No

